



SCIENTIFIC DOCUMENTATION · UPDATED JUNE 2026

The Science Behind Q-Technology

How a passive technology, with no battery and no electrode, acts on the central nervous system — and what we observe, what we interpret, and what remains hypothesis.

By Nicolas Desjardins · DBA(c) · PhD(c) IMD · MSc in Neuroscience (in progress)

Founder of Q-Technology · at the origin of the discovery of the 4 biophysical profiles

PEER-REVIEWED

OBSERVED IN-HOUSE

WORKING HYPOTHESIS

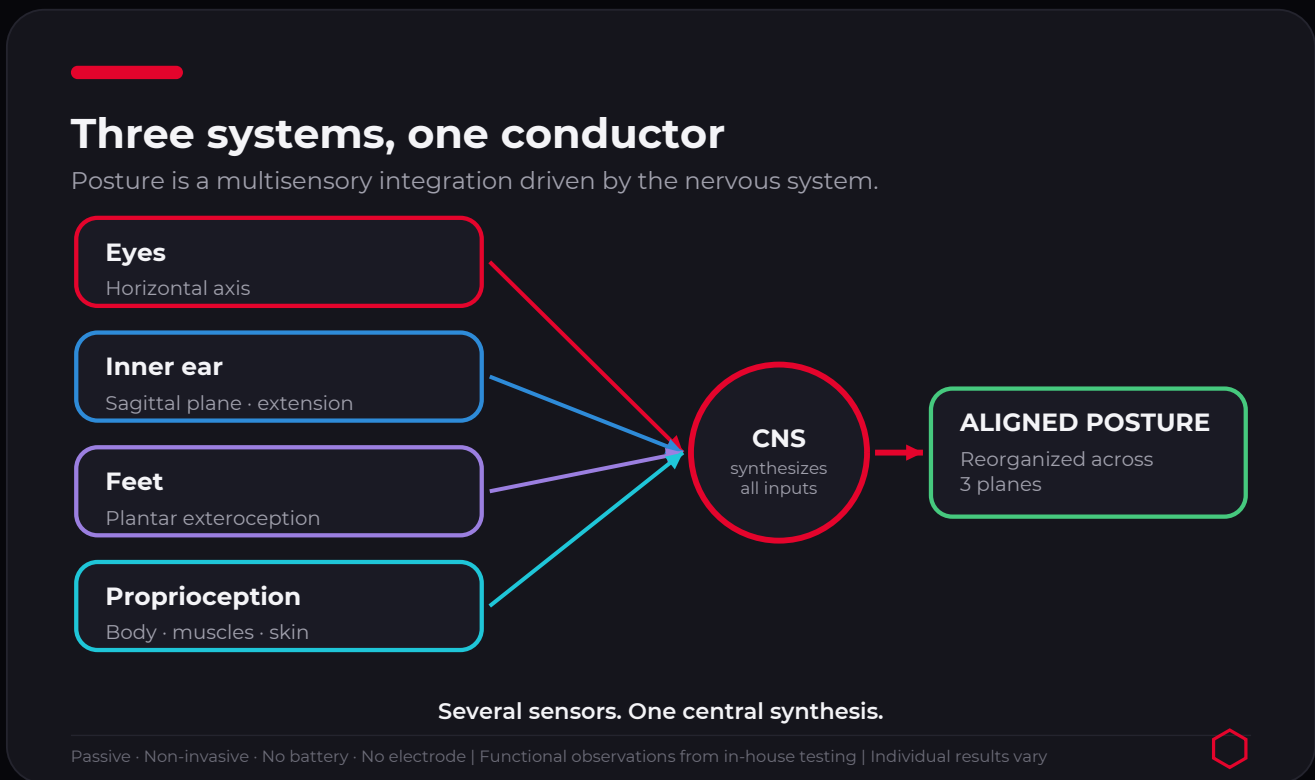
This page distinguishes three levels of evidence. Where relevant, each claim is labeled. You are invited to weigh each according to its level.

CONTENTS

- | | |
|--|--|
| 01 The mechanism · 3 postural systems | 07 Q-Go vs Q-Pro |
| 02 Posture, the visible part | 08 What we observe in 12 s |
| 03 How the signal travels | 09 Transparency & tiers |
| 04 Frequencies & 4 profiles | 10 Manufacturing & traceability |
| 05 EMF · the unmeasured variable | 11 Scientific FAQ |
| 06 Hydration decides | 12 References |

Three systems, one conductor

Posture is not a local reflex. It is a multisensory integration driven by the central nervous system.



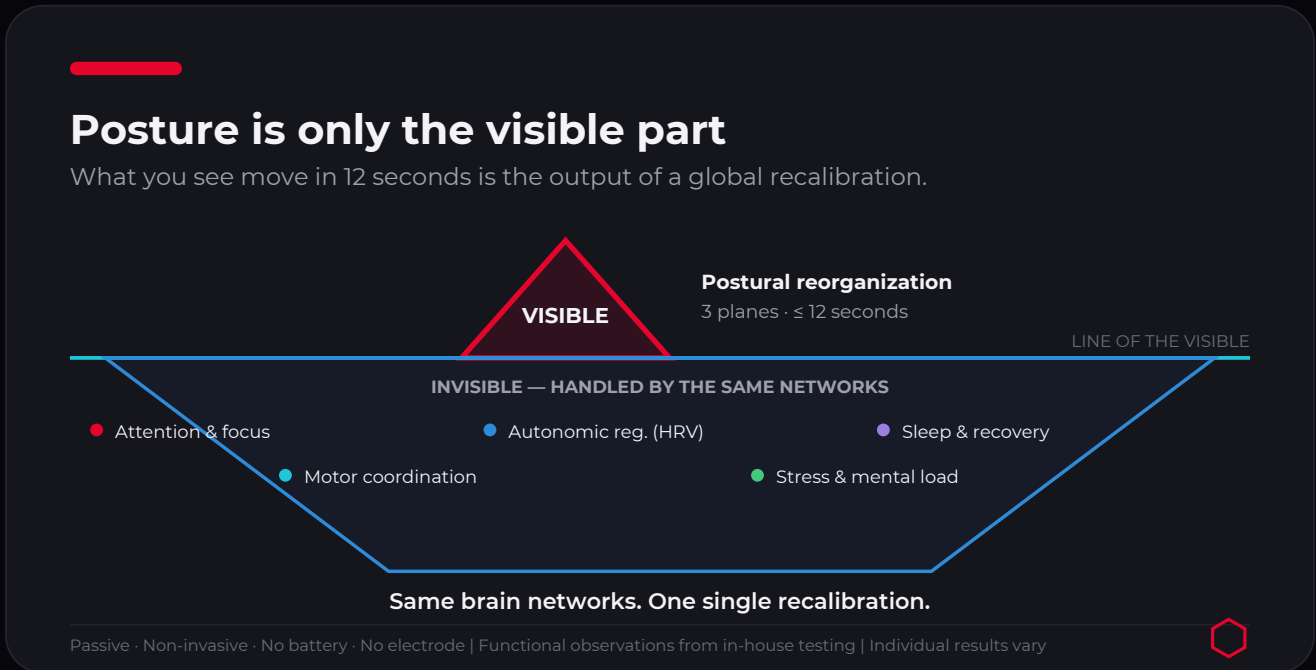
The body stays upright thanks to several inputs integrated continuously: the **eyes** (horizontal axis), the **inner ear** (sagittal plane, extension) and the **feet** — plantar exteroception, that permanent contact with the ground. Plantar input is among the densest in the body. **PEER-REVIEWED**

But these axes are useless without **body proprioception**: knowing, through muscles, tendons, joints, ligaments and skin, where each segment sits. Without it, visual information becomes unusable — you still need to know where the eye is in its orbit, and where the head is relative to the body. This is the synthesis of every receptor that the CNS performs, from thalamus to cerebellum. **PEER-REVIEWED**

When one input is degraded, the system does not refuse the information: it compensates by overloading the others. This compensation is invisible, normalized — but it burns energy continuously. Q-Technology acts on the coherence of the signal reaching this network.

Posture is only the visible part

What we see move in a few seconds is the output of a process that mobilizes almost the entire brain.



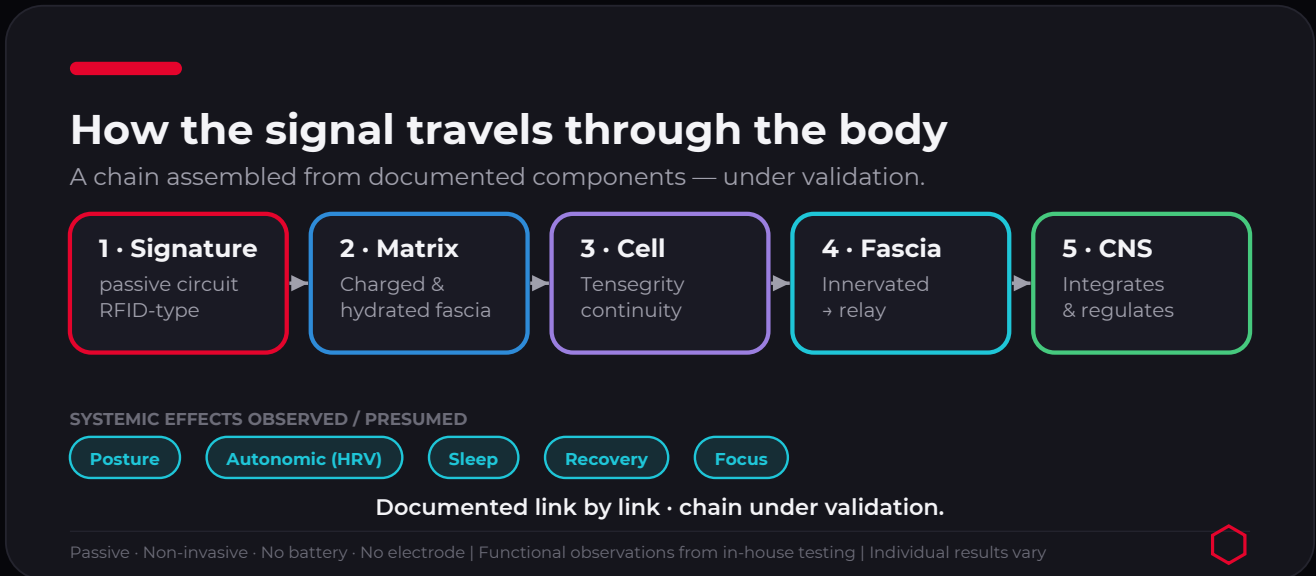
Postural control shares its networks with attention, autonomic regulation, sleep and coordination. The dual-task literature shows that posture and higher cognition draw on shared resources. **Reorganizing posture therefore touches the networks that also do other things. PEER-REVIEWED** Posture is simply the only one of these functions that produces an output visible and measurable to the naked eye.

Posture is the visible dashboard of a global brain recalibration. The rest — attention, stress, recovery — runs on the same circuits. **WORKING HYPOTHESIS**

A concrete example — deep sleep. During slow-wave sleep, the space between neurons widens by about 60% and a flow clears the brain of its waste: this is the glymphatic system, driven by slow waves (Xie, 2013). **PEER-REVIEWED** Touching the architecture of deep sleep is not 'sleeping better' in a vague sense — it is activating a documented maintenance function of the brain.

How the signal travels through the body

A chain assembled from documented components — and honestly labeled where it becomes hypothesis.

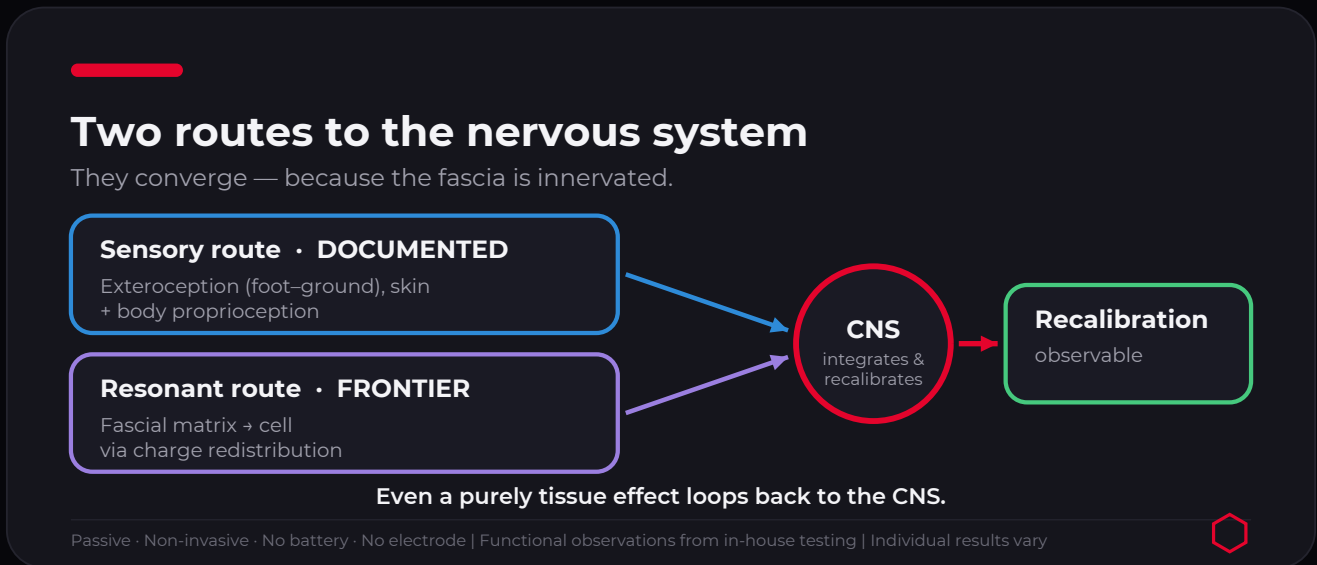


Several links are documented. Low-frequency fields genuinely modulate connective-tissue cells: fibroblast proliferation, collagen production, matrix remodeling. **PEER-REVIEWED** Connective tissue itself has been proposed as a body-wide signaling network (Langevin, 2006), with collagen showing piezoelectric and semiconducting properties. **PEER-REVIEWED**

What remains to be shown is that Q-Technology's signal couples to this medium and produces a measurable redistribution there. That is exactly what our in-house studies aim to objectify. **WORKING HYPOTHESIS**

Two routes to the nervous system

They converge — because the fascia is itself innervated.



Two routes lead to the nervous system: a **sensory** route — exteroceptive (the foot on the ground, the skin) and proprioceptive (muscles, tendons, joints) — well documented **PEER-REVIEWED** , and a **resonant / tissue** route, still at the hypothesis stage **WORKING HYPOTHESIS** . The two converge — because the fascia is itself innervated. Even a purely tissue effect loops back to the CNS.

And the matrix is not just a passive scaffold. The brain's **extracellular matrix** is electrically active and **governs neuroplasticity**: perineuronal nets open or close the windows of learning (Fawcett, 2019). **PEER-REVIEWED** That tissue takes part in neural signaling is therefore no fantasy. What remains is to establish the specific coupling with our signal. **WORKING HYPOTHESIS**

Frequencies that already exist in the living

Q-Technology does not manufacture an artificial frequency. It draws on real physical and biological signatures.

The 4 biophysical profiles
Each nervous system has its own entry door. The test reveals which one.

Profile	Frequency	Description
A Alpha	Embryonic frequency	Most primitive register
T Theta	Schumann · 7.83 Hz	Earth background frequency
O Omega	Synergy of both	Alpha + Theta
H Harmonia	Cardiac coherence · 0.1 Hz	Universal profile — Q-Go

Identified by the Perfect Posture Test · 15 min · « What's your profile? »

Passive · Non-invasive · No battery · No electrode | Functional observations from in-house testing | Individual results vary

Cardiac coherence at 0.1 Hz is the rhythm at which heart-rate variability reaches its maximum amplitude and the branches of the autonomic system synchronize (McCraty, 1995; Lehrer & Gevirtz, 2014). **PEER-REVIEWED** The **Schumann resonance at 7.83 Hz** is the Earth's background electromagnetic frequency. **PEER-REVIEWED** The Alpha profile draws on a more primitive neurodevelopmental register.

The idea that the living responds to precise frequency registers is not new: as early as the 1970s, the physician Paul Nogier described series of biologically active frequencies, observed clinically.

This primitive register is no metaphor: embryonic development is orchestrated by bioelectric signals (Levin, 2014), coherent biophotonic activity (Cifra, 2014) and early neuronal oscillations that structure the circuits (Khazipov, 2006). **PEER-REVIEWED** It is this grammar that the Alpha profile seeks to remind the nervous system of. **WORKING HYPOTHESIS**

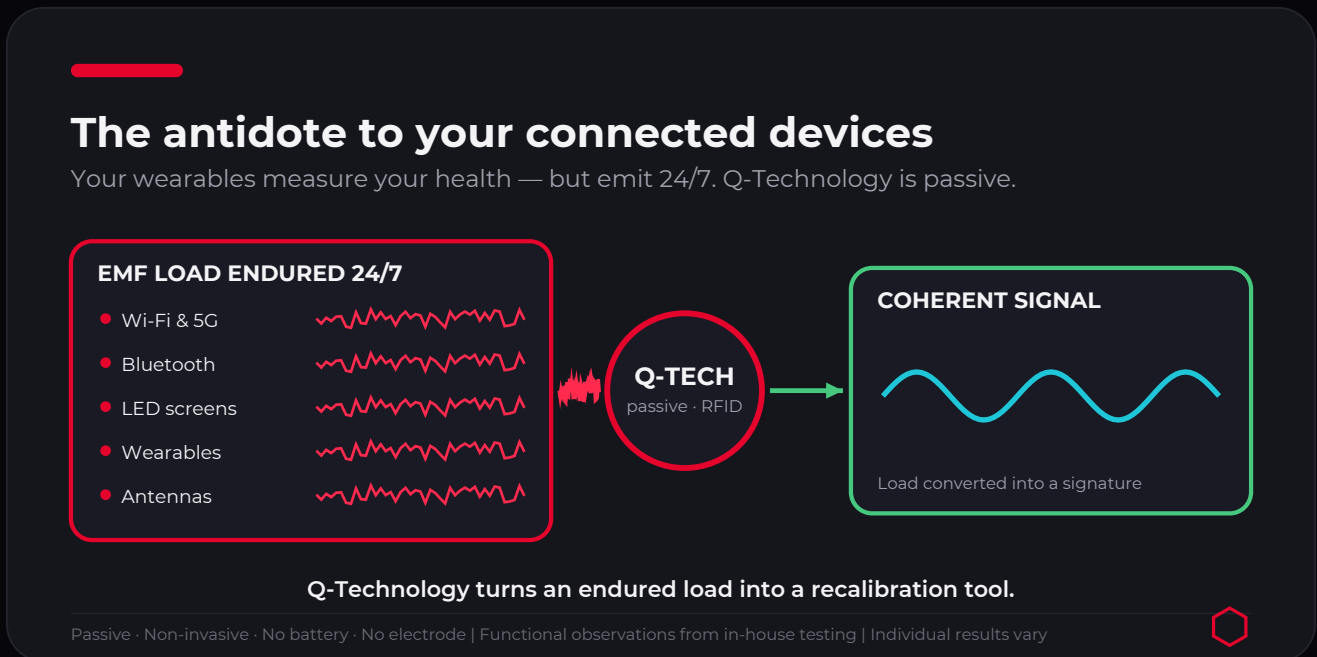
These inspirations define four calibrations — four **biophysical profiles**, at the origin of Nicolas Desjardins' discovery — revealed by the Perfect Posture Test (15 minutes). Each nervous system has its entry door; the test reveals which one. **OBSERVED IN-HOUSE**

The exact value of the embryonic register is a **protected trade secret**: it never appears publicly, and is not even known to everyone in-house. We communicate the physical inspirations — never the calibration.

EMF · the variable nobody measures

We live inside a permanent electromagnetic load our parents never knew.

Artificial electromagnetic fields — from the low frequencies of the power grid to the **radiofrequencies** of Wi-Fi, 5G and Bluetooth — act on the voltage-gated calcium channels of cells (Pall, 2013; Bandara & Carpenter, Lancet Planetary Health, 2018). **PEER-REVIEWED** Screens and wearables add a continuous load to the nervous system.



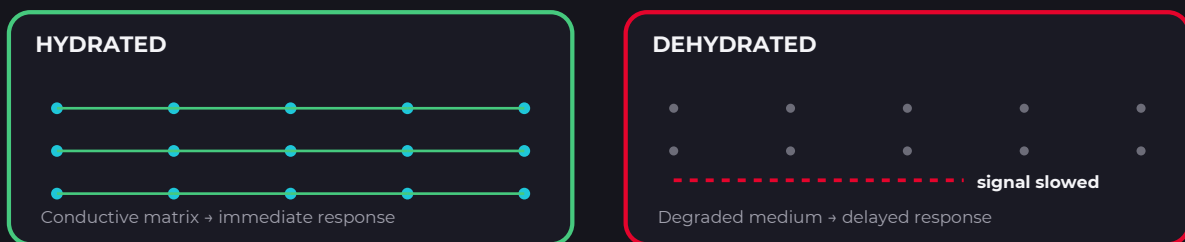
Q-Technology uses a passive RFID-type circuit: no battery, no emitter of its own. It draws on ambient EMF energy to emit a coherent signature. **An endured load becomes a recalibration signal.** This is not 'protection' by isolation, but a reconversion. **WORKING HYPOTHESIS**

Why the response varies from one person to the next

If the fascia conducts information, then the medium must be conductive. And water governs that conduction.

Immediate or delayed response: water decides

Hydration governs conduction in the fascial medium.



Water is the conductor.

Passive · Non-invasive · No battery · No electrode | Functional observations from in-house testing | Individual results vary



The connective-tissue matrix carries a fixed negative charge that holds water and positive ions. Small variations in hydration strongly change the conductivity of collagen. **PEER-REVIEWED** Observable consequence: a well-hydrated person tends to respond immediately; a dehydrated person may respond only after rehydration. **OBSERVED IN-HOUSE**

An effect locked by body water does not behave like a placebo. That is precisely what we measure. **WORKING HYPOTHESIS**

Q-Go and Q-Pro · two mechanisms, one ecosystem

A universal entry point, and a precision calibration. The two form a single system.

Q-Go vs Q-Pro

Two mechanisms, one ecosystem.

Q-Go

Harmonia profile · universal coherence

- 120 s demo tests — immediate performance
- Cardiac coherence 0.1 Hz — stress drops
- Universal entry point of the ecosystem

Q-Pro

Alpha · Theta · Omega profiles

- 120 s demos + Perfect Posture Test (15 min)
- Reveals your biophysical profile
- Greater brain-wave stability

Full ecosystem = Q-Pro + Q-Go · full postural correction goes through Q-Pro.

Passive · Non-invasive · No battery · No electrode | Functional observations from in-house testing | Individual results vary

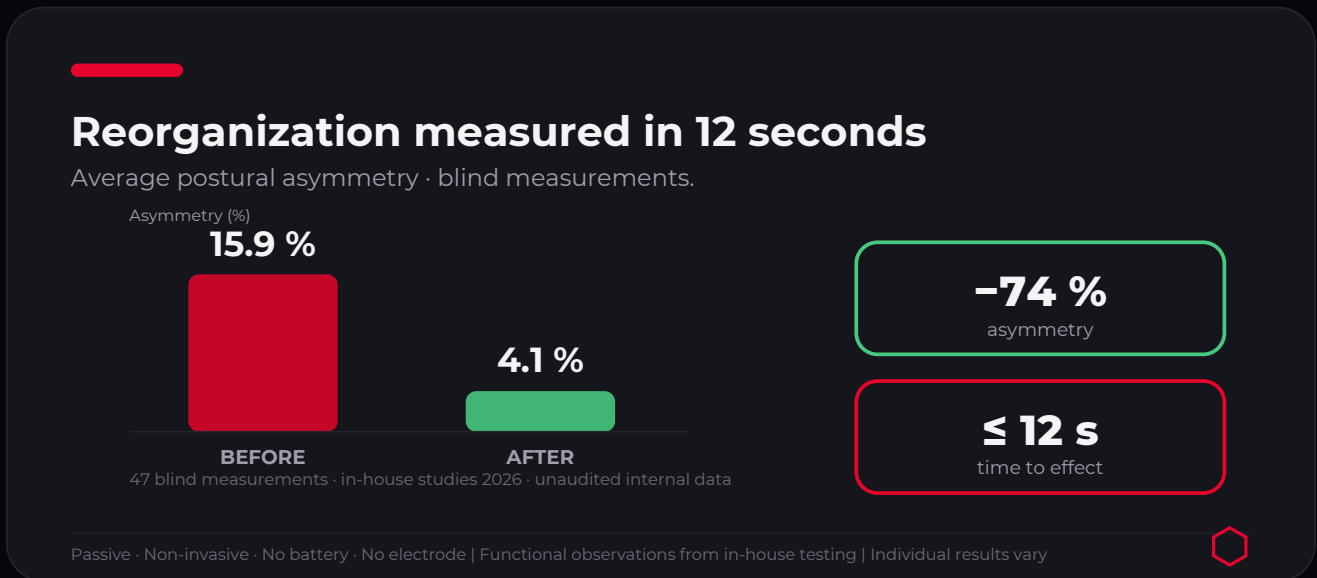


Q-Go acts on the 120-second demo tests — immediate performance — with an effect inspired by cardiac coherence. **OBSERVED IN-HOUSE Q-Pro**, for its part, also acts on the Perfect Posture Test (15 min): it is the one that reveals your biophysical profile and enables full postural correction.

The complete ecosystem is the Q-Pro range **and** Q-Go. Q-Go reinforces the whole; full postural correction, however, goes through the Q-Pro protocol.

What we observe in 12 seconds

Blind measurements, standardized protocol, in-house data — presented as such.



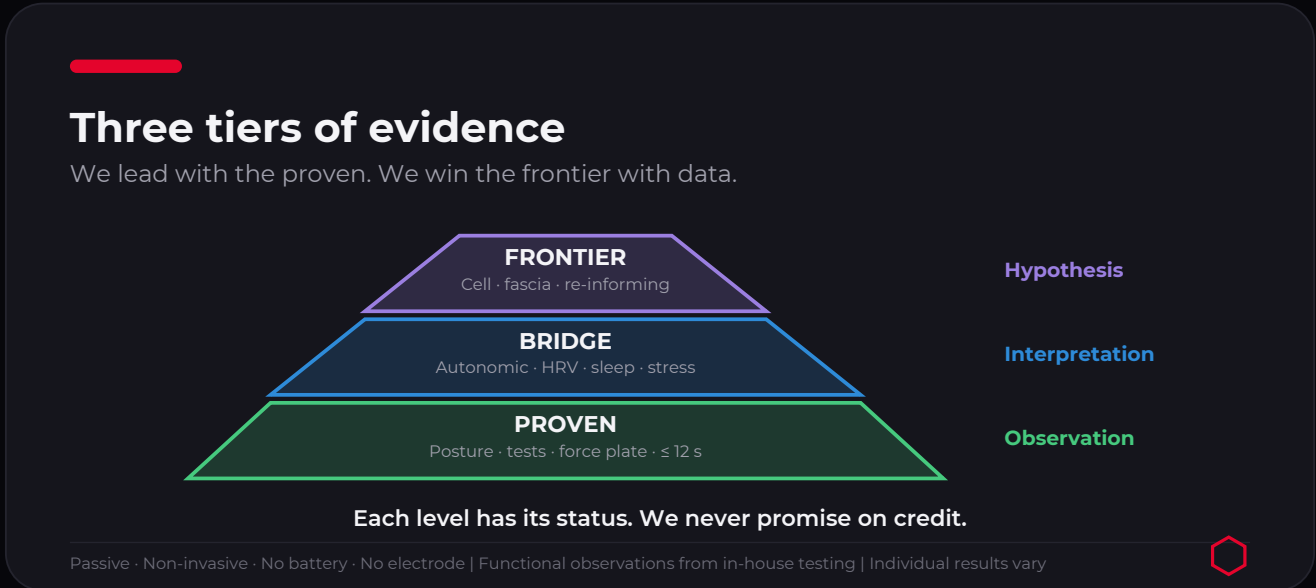
Across 47 blind measurements (in-house studies 2026), average postural asymmetry dropped from 15.9% to 4.1% in under 12 seconds. **OBSERVED IN-HOUSE** These are functional observations from unaudited in-house tests, not a clinical trial. About one person in 200 does not respond.

The same signature reads out in dynamometry across several subjects: the weak side gains the most, and inter-limb asymmetry shrinks by a factor of 2 to 5 depending on the subject — an uncontrolled multi-subject series, measured instrumentally. **OBSERVED IN-HOUSE**

Beyond the effect on the body, the circuit's signature carries a **resonance measurable on some standard instruments** — objectifiable independently, without revealing anything about its calibration. The emission itself is verifiable, not only its effects. **OBSERVED IN-HOUSE**

What we know, what we observe, what we don't

Rigor also means naming the limits. Here is how we classify each claim.



Proven — the visible, measurable postural reorganization, anchored in decades of neuroscience. **PEER-REVIEWED**

Defensible bridge — the systemic spillovers (autonomic function, HRV, sleep) via the nervous system, under documentation. **OBSERVED IN-HOUSE**

Frontier — tissue re-informing by resonance: a coherent hypothesis we are testing, not an established fact. **WORKING HYPOTHESIS**

We lead with the proven. We win the frontier with data. We never promise on credit — and that, for a rigorous mind, is the best signal of seriousness we can offer.

Designed in Europe · 100% made in France

A passive, traceable technology, compliant with European standards.

Q-Technology is published by Q-Technology OÜ (Tallinn, Estonia) and manufactured 100% in France. The circuit is entirely passive: no battery to recycle, no active emitting electronics, no electrode stuck on the skin. What can be measured can be traced.

Designed in Europe · 100% made in France

A passive, traceable technology, compliant with European standards.

RoHS
No hazardous substances

REACH
EU chemical safety

FR
Made in France

Passive · Non-invasive · No battery · No electrode | Functional observations from in-house testing | Individual results vary

Objections, handled honestly

The questions a rigorous mind rightly asks.

› Isn't this just a placebo effect?

The postural reorganizations are observed in blind measurements, and the magnitude of the response depends on hydration state: a placebo does not let itself be locked by body water. The emitted signature is, moreover, detectable instrumentally. In our protocols, placebo nonetheless remains controlled by a sham condition.

› Is this 'quantum' or 'anti-5G' pseudoscience?

No. The mechanisms invoked rest on peer-reviewed literature: postural integration (Horak), cardiac coherence (McCraty), cellular effects of electromagnetic fields (Pall, Bandara), connective-tissue signaling (Langevin). What remains hypothesis is explicitly labeled as such.

› I've already tried proprioceptive insoles, with no result.

The mechanism is different. This is not an orthopedic insole acting mechanically on the arch, but a coherent signature the nervous system integrates. Your previous attempt therefore says nothing about the response here — and it verifies in a few seconds.

› Is it a medical device?

No. Q-Technology is a performance and function tool. No diagnosis, no treatment, no medical claim.

› Does it change my brain waves? Is it EEG?

It is neither an EEG nor a stimulator. Our in-house observations suggest greater brain-wave stability in the sought-after state — focus, meditation, sport — and formal studies are under way.

› With no battery or electrode, how is this possible?

The circuit is passive, RFID-type: it draws on ambient electromagnetic energy to emit its coherent signature. Nothing to charge, nothing to plug in, nothing to stick on the skin.

› Why do some people not respond?

About one person in 200 shows no objectifiable response. Hydration and baseline nervous load strongly modulate the response — which is why we offer a re-test after rehydration.

› Is the effect permanent?

The observations cover wear time and test sessions. Long-term effects are the subject of ongoing longitudinal studies. We communicate nothing we have not measured.

MODULE 12 · BIBLIOGRAPHY

References

A peer-reviewed selection supporting the mechanisms invoked. Links to PubMed / source.

PEER-REVIEWED Horak FB — Postural orientation & equilibrium. Age and Ageing, 2006.	PEER-REVIEWED Kavounoudias A, Roll R — Plantar sole & postural control. J Physiol, 2001/2003.
PEER-REVIEWED Peterka RJ — Sensorimotor integration in human postural control. J Neurophysiol, 2002.	PEER-REVIEWED McCarty R et al. — HRV & cardiac coherence (0,1 Hz). Am J Cardiology, 1995.
PEER-REVIEWED Langevin HM — Connective tissue: a body-wide signaling network? Medical Hypotheses, 2006.	PEER-REVIEWED Bandara P, Carpenter DO — EMF cumulative effects. Lancet Planetary Health, 2018.
PEER-REVIEWED Pall ML — EMF & voltage-gated calcium channels. J Cell Mol Med, 2013.	PEER-REVIEWED Penhune VB, Steele CJ — Cerebellum, M1 & motor sequence learning. Behav Brain Res, 2012.
PEER-REVIEWED Low-frequency PEMF & connective-tissue fibroblasts (collagen, healing). Eur J Med Res, 2014.	PEER-REVIEWED Foot somatosensory input & posture. Frontiers in Human Neuroscience, 2020 (PMC7352194).
PEER-REVIEWED Xie L et al. — Sleep drives metabolite clearance from the adult brain (glymphatic). Science, 2013.	PEER-REVIEWED Fawcett JW, Oohashi T, Pizzorusso T — Perineuronal nets & ECM (plasticity). Nat Rev Neurosci, 2019.
PEER-REVIEWED Levin M — Molecular bioelectric signaling in development & regeneration. (2014).	PEER-REVIEWED Cifra M, Pospíšil P — Ultra-weak photon emission from biological systems. (2014).
PEER-REVIEWED Khazipov R, Luhmann HJ — Early patterns of electrical activity in the developing brain. (2006).	PEER-REVIEWED Lehrer PM, Gevirtz R — Heart rate variability biofeedback: how & why does it work? Front Psychol, 2014.

CLINICAL · HISTORICAL

Nogier P — Series of biological frequencies in auriculomedicine (clinical work, from 1972).

[Discover the Q-Technology range](#)

[Become a certified tester](#)

[Read the science blog](#)

Q-Technology OÜ · Narva mnt 5 · 10117 Tallinn · Estonia · 100% made in France
Nicolas Desjardins · DBA(c) · PhD(c) IMD · MSc in Neuroscience (in progress)